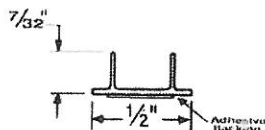


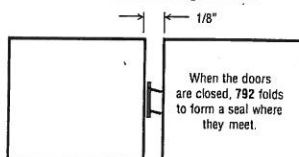


Box 459 - Rosemount, MN 55068
Phone 800-328-0953
Fax 800-334-8823

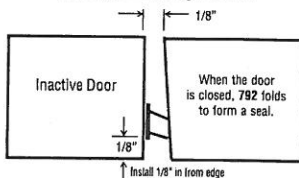
Weatherstrip 792



Double Acting Door



Single Acting Door



1. All self adhesive weatherstrips must be applied on clean, dry frames between 50° F and 100° F, with end use temperatures between - 30° F to 140° F. they have a pre-installation shelf life of 6-9 months.

2. Cut one piece of gasketing to the length of the door. Remove the release paper from the gasketing. While pressing down each inch of the strip, be careful as not to stretch the strip. This will insure complete adhesion to the door.

3. Operate door several times to make certain gasketing is adjusted properly so as not to inhibit the door from self closing and latching.

WARNING:

THE STRIP SURFACE MUST BE PREPARED PROPERLY THUS ELIMINATING THE CHANCE OF SEPARATION BETWEEN ADHESIVE AND FRAME.

SURFACE must be clean, dry and free of solvents, dirt, dust, grease or oil.

PAINT must be uniformly applied and completely dry. (Beware of quick dry primers that leave a powdery, difficult to adhere paint surface. This type of surface may respond like dust, causing a definite lack of adhesion.)

NOTE: Painted or other finished surfaces of wood frames, must be non-porous and smooth.

BEST APPLICATION: Taking into account the above information, it's best to try a small frame area to test the adhesion. Our adhesive tape gradually sets, taking a full set in 24 hours. Reese's Strip adheres to most any door frame surface. We cannot control however, what various paints and paint additives are used. Please test a door frame area before proceeding entirely.



Positive Pressure Tested Gasketing Materials for Fire Doors. Intended for Application to/with listed steel frames and/or classified steel covered composite, hollow metal type fire doors rated up to 3 hours, wood and plastic covered composite type fire doors rated up to 1-1/2 hours, and wood core type fire doors rated up to 20 minutes.

Meets UL10B, UL10C
Category J. Category H.
Meets CAN4-S104-2010
Can use on 'S' labeled doors.
17L5 9903

