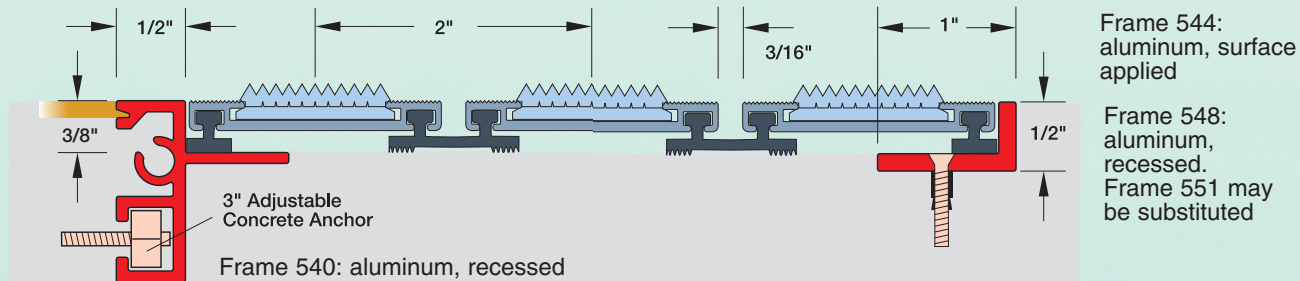
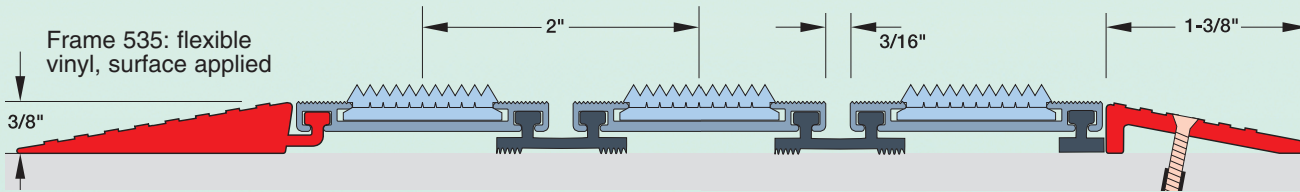


Specification: Roll-up mat shall be Reese Perfec Mat - specify number _____, specify tread insert _____. Tread rails shall be 6063-T52 aluminum spaced 2" on center and connected with polyprene thermoplastic rubber hinges/footpads with 1" x 3/16" slotted holes for maximum drainage. 400 lbs./wheel rolling load weight capacity. Please consult factory for specific product line art drawing profiles.



PERFEC GRATE & MAT INSERT COLORS

Carpet




Polypropylene Brush



Diamond Peak Vinyl

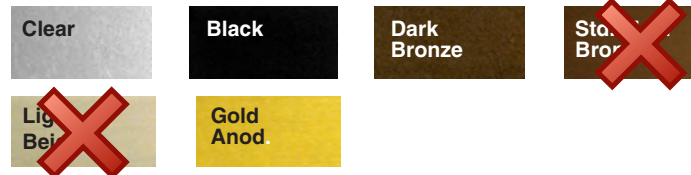


Vinyl Alternative



Serrated rails now available for the Perfect Mats. See color options below.

Anodized Aluminum



Please note: colors represented on this page are approximations and may deviate from the actual insert colors. Please request a color sample card for accurate color matching.