


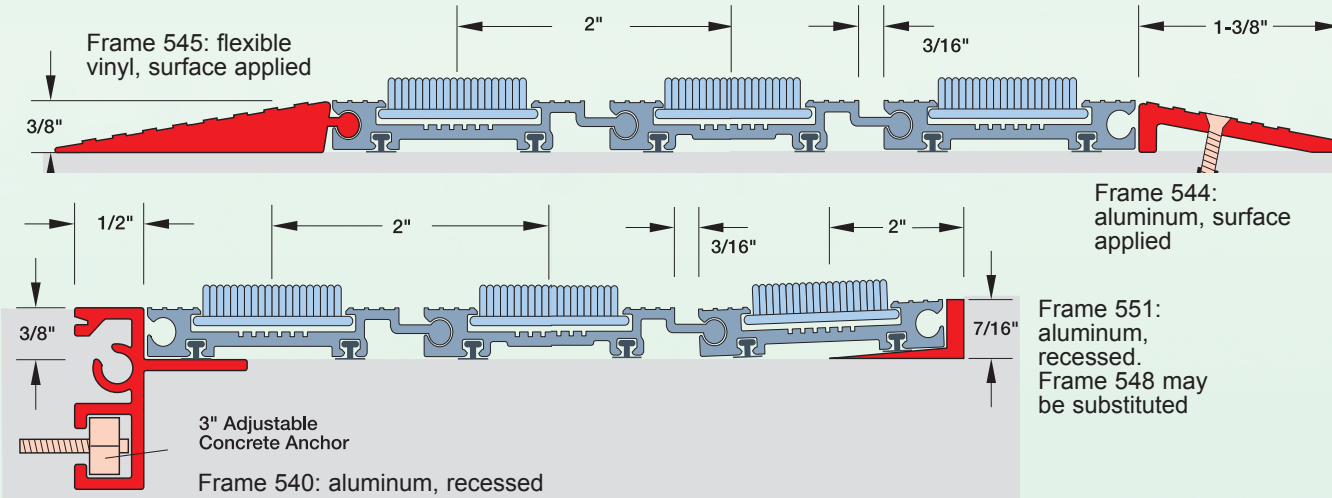
Contact our Customer Service Department for any LEED or BAA compliance information

PERFEC MAT™ — ALUMINUM HINGE

800-824-3348



Specification: Roll-up mat shall be Reese Perfect Mat - specify number _____, specify tread insert _____. Tread rails shall be 6063-T52 aluminum spaced 2" on center and connected with a long lasting, size retentative aluminum hinge with 1" x 3/16" slotted holes for maximum drainage. 400 lbs./wheel rolling load weight capacity. Please consult factory for specific product line art drawing profiles.



PERFEC GRATE & MAT INSERT COLORS

Carpet



Polypropylene Brush



Diamond Peak Vinyl

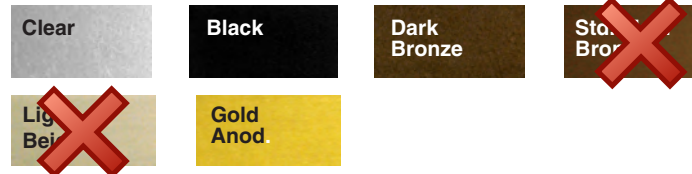


Vinyl Alternative



Serrated rails now available for the Perfect Mats. See color options below.

Anodized Aluminum



Please note: colors represented on this page are approximations and may deviate from the actual insert colors. Please request a color sample card for accurate color matching.